

MINUTES OF A MEETING OF THE PROGRAMMING COMMITTEE OF THE PLEASURE DRIVEWAY AND PARK DISTRICT OF PEORIA, HELD AT 3:00 P.M., MONDAY, JUNE 12, 2023 AT THE NOBLE CENTER FOR PARK DISTRICT ADMINISTRATION, 1125 WEST LAKE AVENUE, PEORIA, ILLINOIS.

MEMBERS PRESENT: Trustee and Chair Alexander Sierra, Trustee Steve Montez, and Executive Director Emily Cahill

MEMBERS ABSENT: None

TRUSTEES PRESENT: Trustees Joyce Harant, Reagan Leslie Hill, Steve Montez, and Alexander Sierra

STAFF PRESENT: Executive Director Emily Cahill, Scott Loftus, and Alicia Woodworth

OTHERS PRESENT: None

1. CALL TO ORDER

Trustee Sierra presided and called the meeting to order at 3:01 pm.

2. ROLL CALL

3. MOTION TO PERMIT COMMITTEE MEMBER TO ATTEND MEETING ELECTRONICALLY

4. MINUTES

4.A. Approval of April 10, 2023 Programming Committee Meeting Minutes

Executive Director Cahill MOVED TO APPROVE the minutes of the April 10, 2023 Programming Committee Meeting Minutes. Motion seconded by Trustee Montez and carried on a unanimous aye of those present.

5. NEW BUSINESS

5.A. Youth Sports Overview

Scott Loftus provided a brief overview of some of the youth sports programs programs that are offered in the sports department, most of which are leagues. This information does not include camps programming. *Please see Attachment A.* These include:

-Youth Soccer (Spring)	-Youth Soccer (Fall)
-Youth Baseball	-Tennis Lessons
-Tee Ball	-Youth Basketball
-Coach Pitch	

Trustee Sierra stated that these programs are only a part of the whole Park District's programming. For example, within the sports programming offered, none of the noted programs are offered in the Southern District. As such, why not include all of the Park District's programs and why did you choose just these? Scott Loftus stated that these programs were just a snapshot and was not meant to imply that they are the only programs, nor that there are no programs offered in the Southern District. For example, Proctor Recreational Center offers a whole array of different youth sports programs.

Scott Loftus stated that some of the challenges that the Park District experiences is obtaining quality volunteer coaches, competition with travel programs, and forming enough teams to have a league and having to rely on outside organizations for competition transportation.

Some strategies to address the declining participation include promoting multi-sport participations, financial support, improve physical education, collaboration with community organizations, technology integrations, and implementing proper safety measures.

Youth sports have long been recognized as a valuable activity for promoting physical fitness, skill development, teamwork, and character-building among young individuals. However, recent years have witnessed a concerning trend of declining participation numbers in youth sports across various regions.

Statistics reveal a substantial decrease in youth sports participation rates over the past decade. While the exact numbers vary across different sports regions, the trend is observed globally. This decline can have significant implications for the health and well-being of young individuals, as well as the overall development of local communities. Several factors contribute to the declining participation numbers in youth sports. They include increased specialization, rising costs, time constraints, lack of physical education in schools, alternative forms of entertainment, and safety concerns

The impact of this declining participation includes health and well-being, skill development, social cohesion, and long-term sporting talent. Some of the strategies that can be used to address the declining participation numbers in youth sports includes promoting multi-sport participation, financial support, reinstate physical education, collaboration with community organizations, technology integration, and safety measures.

In summary, the decline in participation numbers in youth sports poses a significant challenge to the physical, social, and emotional development of young individuals. By understanding the factors contributing to this decline and implementing targeted strategies, stakeholders can attempt to reverse this trend and ensure that youth sports remain an integral part of healthy and active lifestyles for generations to come.

Trustee Sierra asked what is the role that the Park District is playing and what is the long-term strategy? Local participation numbers are telling a story. The fact that they're paid programs, outside of youth basketball, most of the participants are coming from 61614 and 61615. What does that say about the remaining zip codes? It's not just how the Park District prioritizes when it comes to investing dollars into activities, but also the realization of where the participants are actually coming from.

Trustee Montez asked if the majority of the participants being from 61614 and 61615, isn't that related to where the facilities to play actually are and the access to them?

Scott Loftus stated possibly, for example Detweiller is where most of those sports are played and it's not the most centrally located. Brent Wheeler stated that there's many factors i.e., transportation, where parents would allow their kids to play, cultural factors in playing the sport, etc.

Trustee Hill asked if there was a way to look at a programming model that's similar to PE in schools when it was mandatory, that doesn't specialize in just one sport, but like a sampling of them all? She feels that given the demographic that is being discussed, they would gain benefit from physical activity but don't need specialized sporting experiences, i.e., leagues. Scott Loftus stated he agreed. One of the challenges is that is experienced is finding the qualified teachers for the programs.

Scott Loftus provided the youth sports participation statistics and usage data. He stated that according to a study conducted by the Aspen Institute in 2019, youth sports participation in the United States has been steadily decreasing over the past decade. In 2008, around 45% of children aged 6 to 12 participated in team sports, compared to only 38% in 2018.

A full and robust discussion took place concerning why youth sports participation is decreased and its impact and the obstacles experienced, and how to attract and maintain more participants.

The Sports & Fitness Industry Association (SFIA) reported that overall youth sports participation in the United States declined by 8% between 2008 and 2018. This decline was observed across various sports, including baseball, basketball, soccer, softball, and tackle football.

A survey conducted by the National Alliance for Youth Sports (NAYS) found that 70% of children in the United States stop participating in organized sports by the age of 13. The survey attributed this dropout to factors such as pressure to focus on a single sport, lack of enjoyment, and excessive emphasis on competition.

A study published in the Journal of sports sciences in 2020 examined youth sports participation in Australia. The research found that between 2001 and 2015, there was a decline in the proportion of children participating in organized sports, with the sharpest decrease observed in team sports.

In Canada, a report published by the Canadian Association for the Advancement of women in Sport and Physical Activity (CAAWS) highlighted a decline in girls' participation in sports. It indicated that by the age of 14, girls are dropping out of sports at twice the rate of boys.

6. PENDING BUSINESS5

None at this time.

7. OTHER BUSINESS

Trustee Harant suggested that the committee have meetings with pickleball representatives from all skill levels, so that they can learn what some of the Park District's limitations and challenges are in this area and learn more about what they're looking for. It would be good to have a relationship with them and work collaboratively.

Trustee Sierra requested that meeting materials be distributed with the agenda packets when originally sent out and not at the time of the meeting. It's very helpful getting that info in advance.

Trustee Sierra stated there were conversations about other accessible activities that would occur the first two days of the bounce house event at ParkaPalooza. However, when he went to ParkaPalooza, he didn't see any other programming that addressed the concern that was brought up during that conversation. Was there other programming that was offered that was fully accessible on the first two days? Emily Cahill stated that the Park District worked with organizations to provide valuable feedback on the accessibility of the event's offerings. She even received a note about a young person through HISRA and is wheelchair bound and they went through the bouncy house. She had never been in one before and she absolutely loved it. Staff worked with kids of all abilities to ensure they were able to have a positive experience with the rest of their peers. HISRA also had a dedicated time slot for the bouncy house.

Trustee Sierra stated that he recently saw late night activity from a significant number of kids near the pool at Proctor Rec Center. Is there programming or something in that area late at night? Scott Loftus stated that no, there is no programming and no reason they should be in that area at that time. Emily Cahill stated that the rules are very clear, that there should only be activity dawn to dusk. It is a struggle to keep kids out of that area and the Park District does its best to monitor the area with cameras and patrolling.

8. ACTION ITEMS REVIEW

1. Draft pickleball survey to determine what are the obstacles for playing at District facilities.

9. ADJOURNMENT

At 4:36 p.m., Executive Director Cahill MOVED TO ADJOURN. Motion seconded by Trustee Montez and carried on a unanimous aye of those present.

Respectfully Submitted by Alicia Woodworth
Executive Assistant and Secretary to the Board

The background features abstract, overlapping green geometric shapes in various shades, including light lime green, medium green, and dark forest green, creating a dynamic and modern look.

Peoria Park District
Youth Sports Programs

Program Offerings

▶ Youth Soccer (Spring)

- ▶ Ages 4-13
 - ▶ Detweiller Park
 - ▶ Partner - FC Peoria

▶ Youth Baseball

- ▶ Ages 9-14
 - ▶ Peoria Stadium
 - ▶ Partner - Peoria Baseball Association

▶ Tee Ball

- ▶ Ages 4-5
 - ▶ Bradley Park
 - ▶ Markwoodlands Park

▶ Coach Pitch

- ▶ Ages 7-8
 - ▶ Bradley Park
 - ▶ Markwoodlands Park

▶ Tennis Lessons

- ▶ Ages 4 - adults
 - ▶ Bradley Park
 - ▶ Sommer Park
 - ▶ Cassidy Park

▶ Youth Soccer (Fall)

- ▶ Ages 4-11
 - ▶ Detweiller Park

▶ Youth Basketball

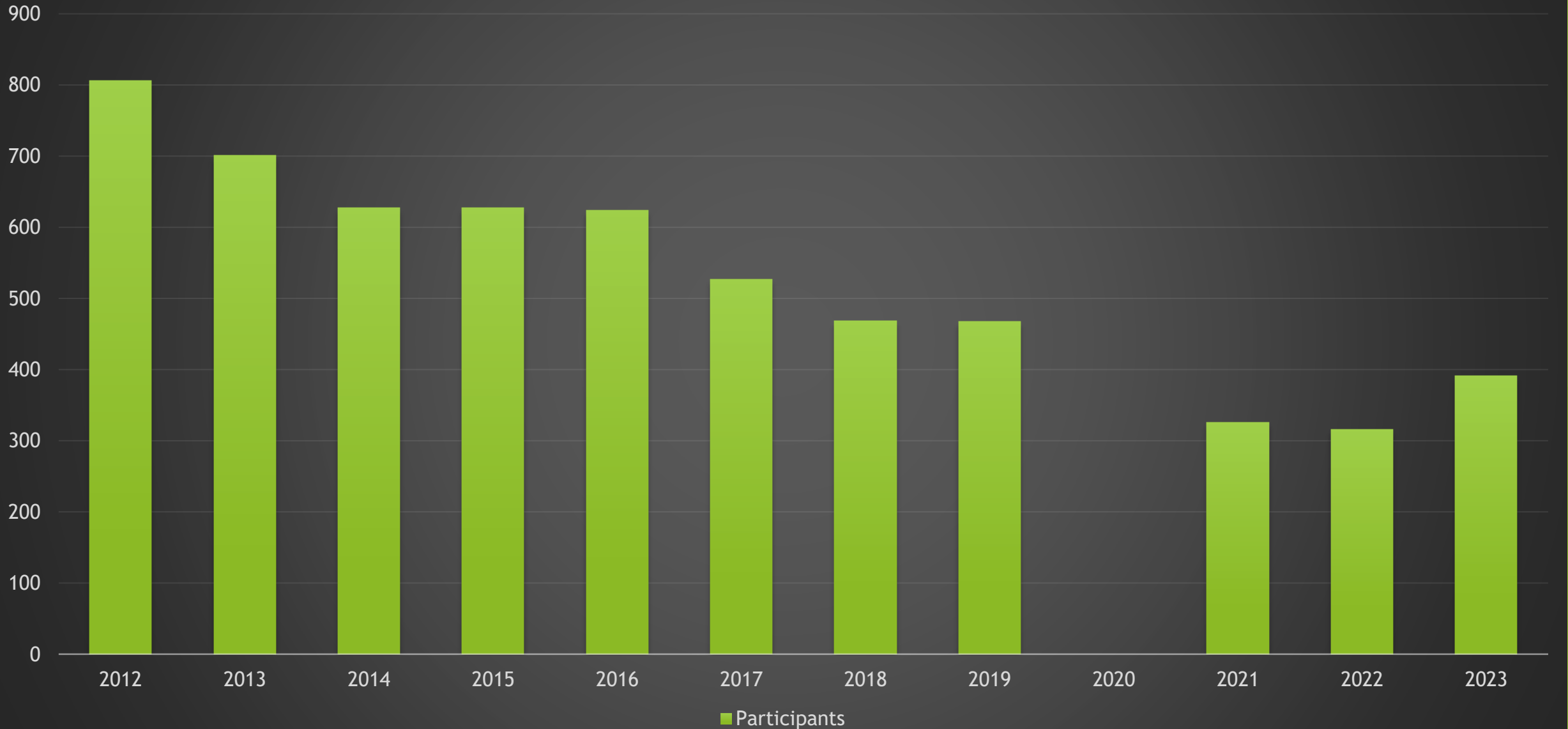
- ▶ Ages 5-11
 - ▶ Lakeview Recreation Center
 - ▶ Partner - YMCA

Program Enrollments

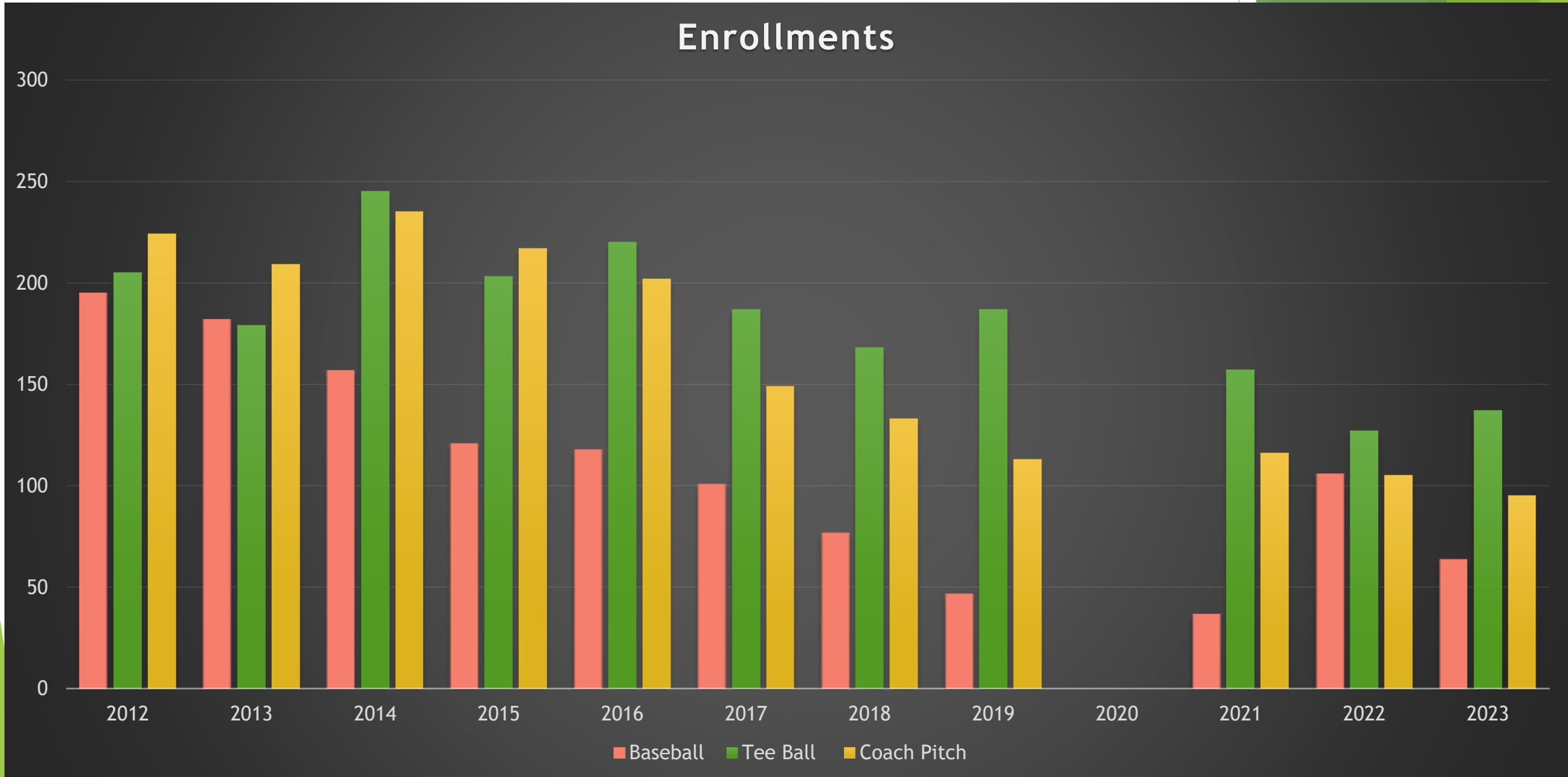
The background features abstract, overlapping geometric shapes in various shades of green, ranging from light lime to dark forest green. These shapes are primarily located on the right side of the slide, creating a modern, layered effect. The text 'Program Enrollments' is positioned on the left side of the slide in a clean, sans-serif font.

Youth Soccer - Spring

Enrollments

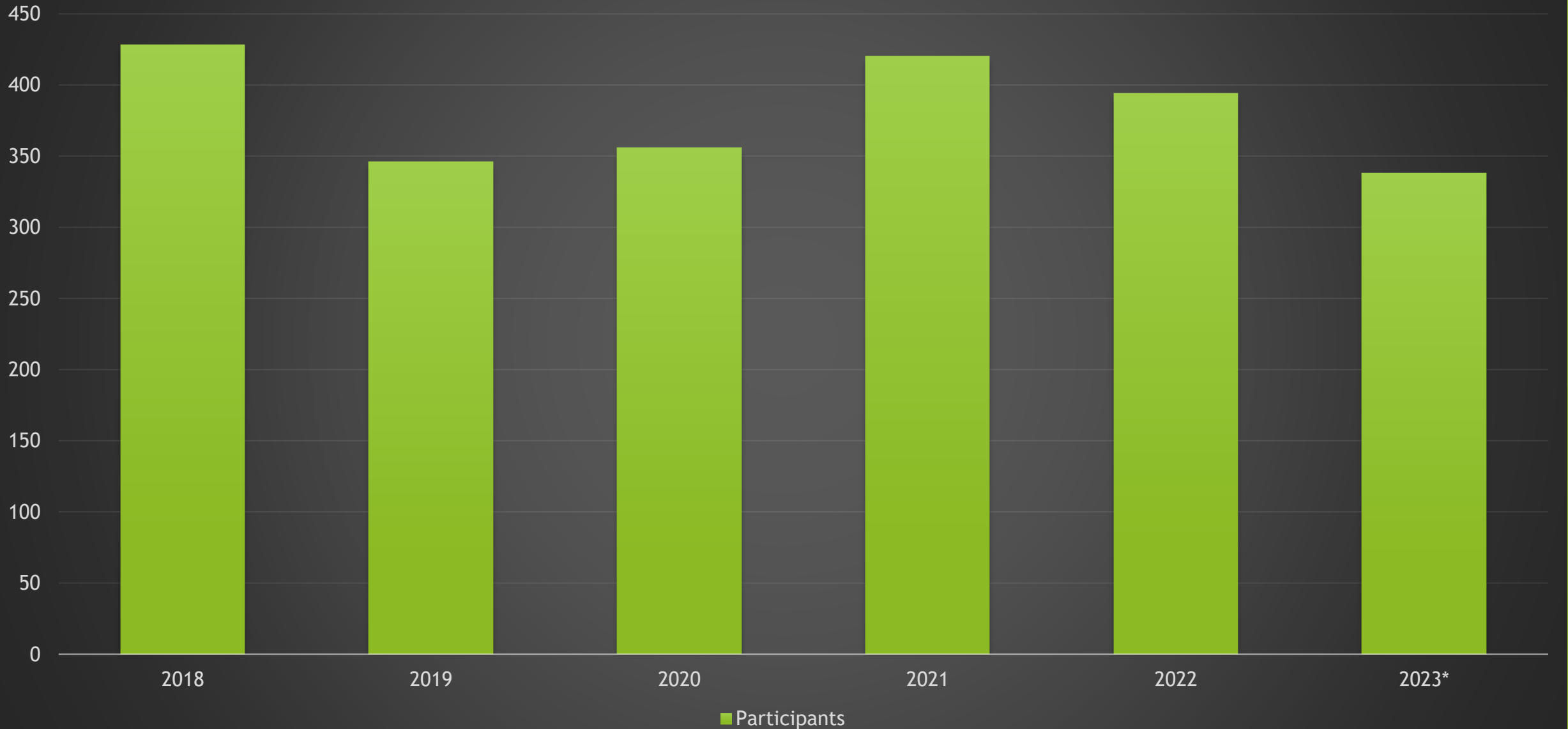


Youth Baseball, Tee Ball, Coach Pitch



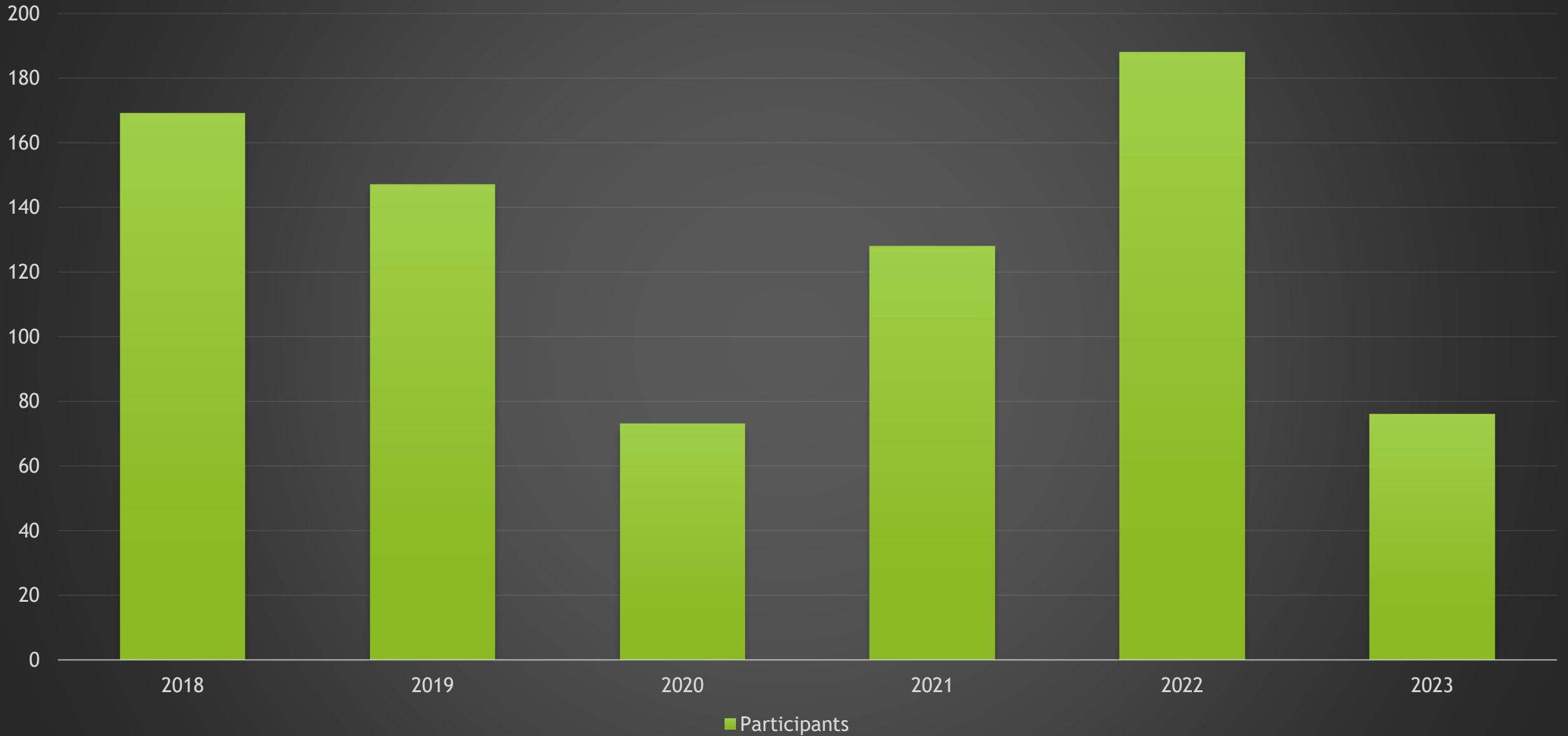
Tennis Lessons - Youth

Enrollments



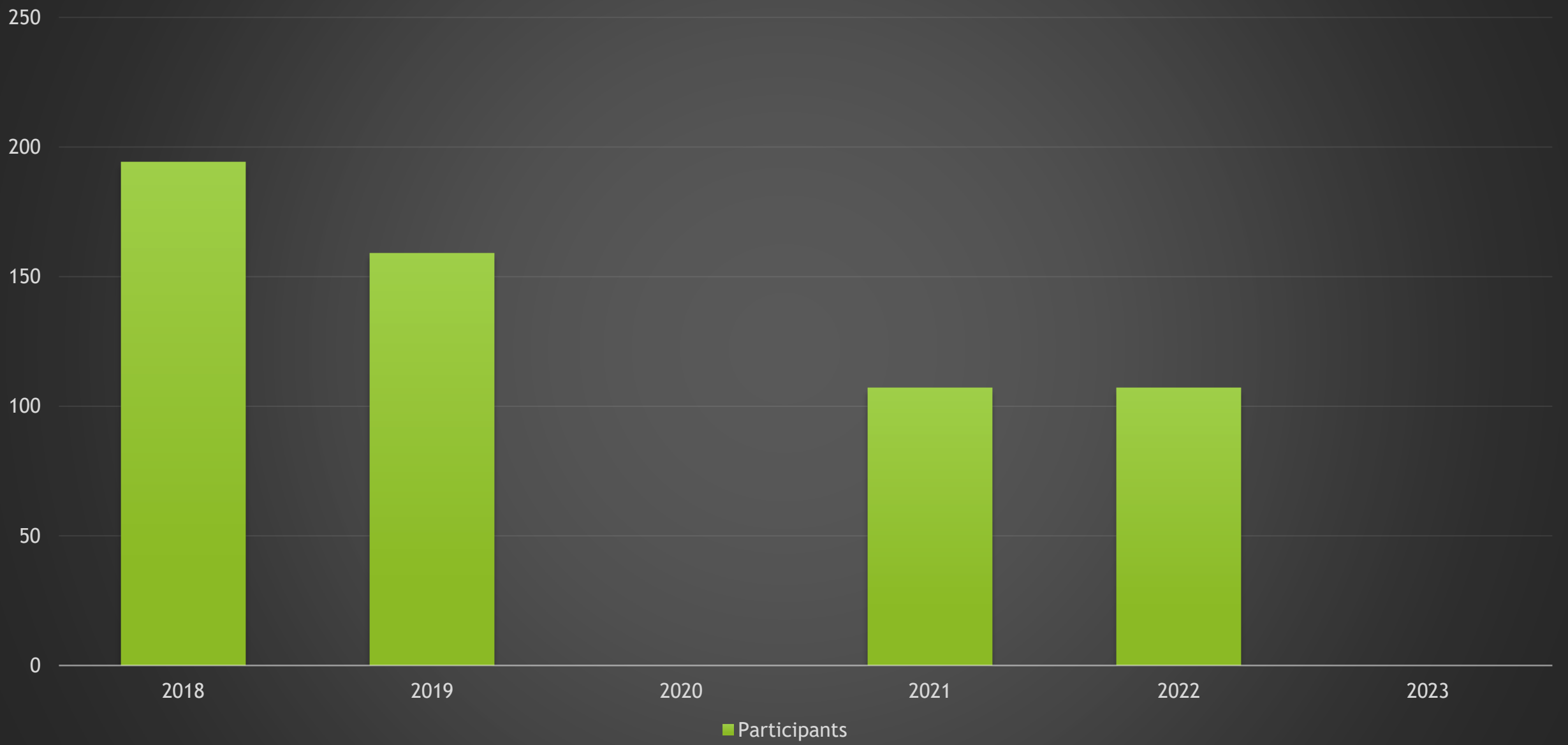
Youth Soccer - Fall

Enrollments



Youth Basketball

Enrollments



Challenges:

- ▶ Quality volunteer coaches
- ▶ Compete with travel programs
- ▶ Forming enough teams to have a league
 - ▶ Having to rely on outside organizations for competition (transportation)

Volunteer Coaches

- ▶ Coaches Training - virtual
 - ▶ Review league rules, expectations, safety protocol, etc..
 - ▶ Sport specific drills - partner with local organizations
- ▶ Coaches Manual
 - ▶ Emailed out to all coaches at beginning of season
 - ▶ Provides information on safety protocols, coaching tips, and more
- ▶ Drills
 - ▶ Provide drills packet with sample lesson plans
 - ▶ Email weekly drills that highlight a specific skill
 - ▶ Site supervisors at all of our locations to provide support
 - ▶ Provide team photo plaques to all head coaches

Factors Contributing to Declining Participation Numbers

- ▶ Increased specialization
- ▶ Rising costs
- ▶ Time constraints
- ▶ Lack of PE in schools
- ▶ Alternative forms of entertainment
- ▶ Safety concerns

Impact of Declining Participation

- ▶ Health and well-being
- ▶ Skill development
- ▶ Social cohesion
- ▶ Long-term sporting talent

Strategies to Address Declining Participation

- ▶ Promoting multi-sport participation
- ▶ Financial support
- ▶ Improve physical education
- ▶ Collaboration with community organizations
- ▶ Technology integration
- ▶ Safety measures

Nationwide Statistics for Youth Sports

- ▶ 2008: 45% of children aged 6-12 participated in team sports
 - ▶ 2018: only 38%
- ▶ 70% of children stopped participating in organized sports by age 13
 - ▶ Pressure to focus on single sport
 - ▶ Lack of enjoyment
 - ▶ Excessive emphasis on competition